
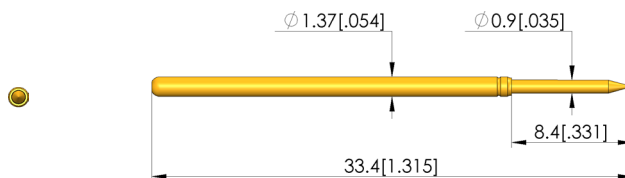




- Well-established test probes for contacting PCBs
- For optimal contact to the test points (e.g. pads, vias, and pins), various tip styles with various diameters and finishes are available.
- Various spring forces available as well as versions with stainless steel springs suitable for high temperatures
- Used for setting the optimum stroke conditions in the test fixture, various installation heights can be achieved by combining test probes and receptacles



1:1



### General data

Product group:	ICT / FCT (in-circuit test and function test)
Sub-product group:	Standard stroke test probe
Series:	GKS-100
Grid:	2.54 mm [100 mil]
Contacting from:	Pad
Magnetic:	Yes
Installation type:	Plug-in
Quick-exchange system:	Yes
Adjustable installation height:	No
Non-rotating:	No
Compatible receptacle(s):	KS-100
Min. temperature:	-40 °C [-40 °F]
Max. temperature:	80 °C [176 °F]
RoHS-compliant:	Yes

### Tip style data

Tip style:	01 30° needle tip, self-cleaning
Tip diameter:	0.9 mm [.035 in]
Tip style surface:	A gold
Tip style material:	2 steel

### Electrical data

Current load capacity / rated current:	5 A
Typical resistance (Ri):	20 mOhm

### Mechanical data

Total length:	33.4 mm [1.31 in]
Barrel diameter:	1.37 mm [.053 in]
Maximum stroke:	6.35 mm [.25 in]
Spring pre-load:	0.18 N [.647 ozf]
Collar height:	00
Spring force at working stroke:	0.6 N [2.15 ozf]
Recommended working stroke:	4.3 mm [.169 in]

# Test Probe

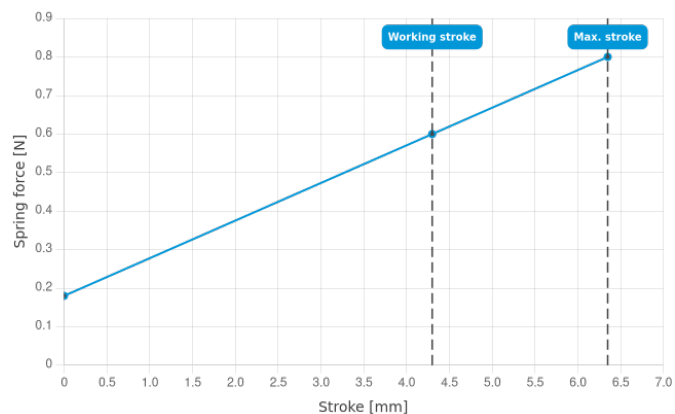
## GKS-100 201 090 A 0600

Item GKS-100-0081



**ingun**<sup>®</sup>

Partner for Future Technology



### INGUN Prüfmittelbau GmbH

Max-Stromeyer-Straße 162  
78467, Constance, Germany  
Phone +49 7531 8105-0  
Customer hotline +49 7531 8105-888  
Fax +49 7531 8105-65  
info@ingun.com



Prices and delivery times on request.  
Technical changes reserved. 11/25\_GB

Learn more about  
ICT/FCT Test probes



ICT/FCT TEST PROBES

ingun.com