

# Interface block

## SB-P-SI-170-4A-0,6-Z

Item 38692




**ingun**<sup>®</sup>

Partner for Future Technology

- Equipped with INGUN test probes
- Uniformly parallel wire-wrap posts
- Suitable for test fixtures with internal or external Pylon interface
- Consistently low contact resistances and replicable measured values
- High contact reliability and transmission quality
- Reliable transmission of low voltage signals
- Pre-assembled plug connectors as connection accessories

### INGUN SELECTION



### Application

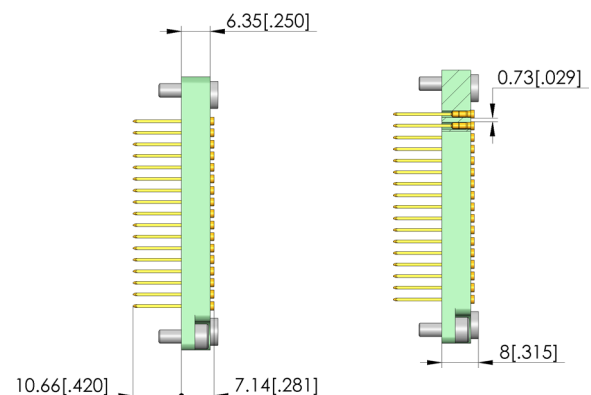
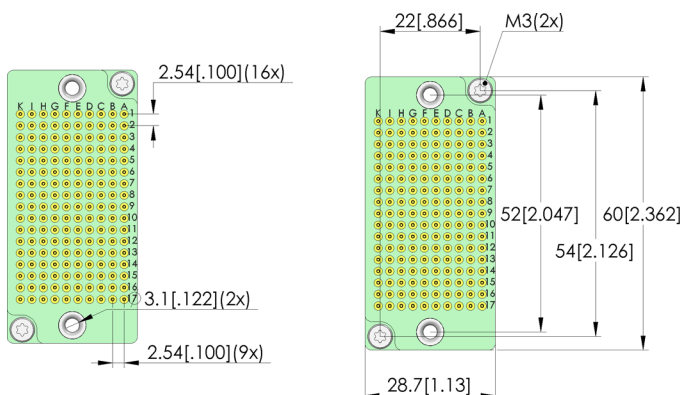
Interface blocks (SB) are used to reliably transmit signals between test device and test system in internal and external Pylon interfaces. Signal blocks are suitable for the reliable transmission of low-voltage signals and hazardous voltages within the scope of their specification.

### Signal transmission

The signal is transmitted via two opposing interface blocks, which are designed for a working distance of  $15.1 \pm 0.5$  mm between their mounting surfaces.

### Delivery

The product is delivered fully assembled including the installation accessories.



### General data

Product group:	Interface blocks (SB)
Series:	SB-SI
Type:	Signal block
Version:	Device under test (DUT) side
Accessory type:	Customising accessories
Component assembly:	KT-158 06 (posts)
Weight:	0.036 kg [.079 lbs]
Min. temperature:	-30 °C [-22 °F]
Max. temperature:	80 °C [176 °F]
RoHS-compliant:	Yes

### Electrical data

Typical resistance (Ri) of one GKS:	5 mOhm
-------------------------------------	--------

### Compatible with

Compatible mating part 1:  
MA exchangeable kits (ATS MA):

SB-T-SI-170-4A-Z  
ATS MAxx

### Technical data

Working distance:	15,1 +/- 0,5 mm
Centring pin:	+/- 0,3 mm
Connection:	Wire-wrap posts
Number of poles:	
Air distance (not wired):	0.64 mm [.025 in]
Max. current of one GKS:	4 A
Max. current of all GKS:	1 A
Max. voltage:	510 V
Max. power loss:	4 W
Min. line cross-section:	0.25 mm <sup>2</sup> [.00038 in <sup>2</sup> ]

**Accessories**

Part no.	Designation	Version
Connector cable		
43371	ASK-BL10-F-G-0700-AWG26-GE	10 pole, 1x socket strip, yellow, pin-1 brown, 700 mm long
43372	ASK-BL10-F-G-0700-AWG26-GN	10 pole, 1x socket strip, green, pin-1 brown, 700 mm long
115176	ASK-BL10-F-G-0700-AWG26-SW	10 pole, 1x socket strip, black, pin-1 brown, 700 mm long
115177	ASK-BL10-F-G-0700-AWG26-RT	10 pole, 1x socket strip, red, pin-1 brown, 700 mm long
115174	ASK-BL10-F-G-0400-BL10-F-G-GE	10 pole, 2x socket strip, yellow, pin-1 brown, 400 mm long
53129	ASK-BL10-F-G-0400-BL10-F-G-GN	10 pole, 2x socket strip, green, pin-1 brown, 400 mm long
115172	ASK-BL10-F-G-0400-BL10-F-G-SW	10 pole, 2x socket strip, black, pin-1 brown, 400 mm long
115175	ASK-BL10-F-G-0400-BL10-F-G-RT	10 pole, 2x socket strip, red, pin-1 brown, 400 mm long
115179	ASK-BL17-F-G-0700-AWG26-GE	17 pole, 1x socket strip, yellow, pin-1 brown, 700 mm long
115181	ASK-BL17-F-G-0700-AWG26-GN	17 pole, 1x socket strip, green, pin-1 brown, 700 mm long
115178	ASK-BL17-F-G-0700-AWG26-SW	17 pole, 1x socket strip, black, pin-1 brown, 700 mm long
115180	ASK-BL17-F-G-0700-AWG26-RT	17 pole, 1x socket strip, red, pin-1 brown, 700 mm long
115184	ASK-BL17-F-G-0400-BL17-F-G-GE	17 pole, 2x socket strip, yellow, pin-1 brown, 400 mm long
115186	ASK-BL17-F-G-0400-BL17-F-G-GN	17 pole, 2x socket strip, green, pin-1 brown, 400 mm long
115183	ASK-BL17-F-G-0400-BL17-F-G-SW	17 pole, 2x socket strip, black, pin-1 brown, 400 mm long
115185	ASK-BL17-F-G-0400-BL17-F-G-RT	17 pole, 2x socket strip, red, pin-1 brown, 400 mm long
33175	ASK-BL16-F-G-0700-AWG28-64	64 pole, 4x socket strip, 1x VG connector, grey, pin-1 red, 700 mm long

**INGUN Prüfmittelbau GmbH**

Max-Stromeyer-Straße 162  
 78467, Constance, Germany  
 Phone +49 7531 8105-0  
 Customer hotline +49 7531 8105-888  
 Fax +49 7531 8105-65  
[info@ingun.com](mailto:info@ingun.com)

