

tooling pin

FS-3,00-SW-21-03-B

Item 30365



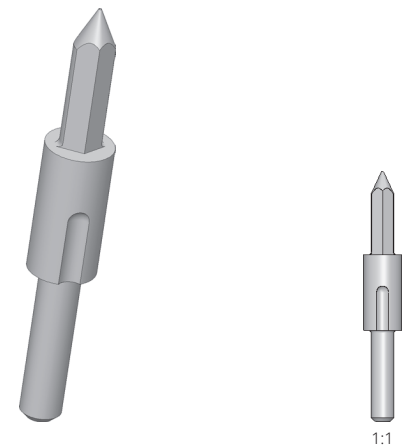
ingun[®]

Partner for Future Technology

- Trusted tooling pin for reliable retention of the PCB via the tooling holes
- Sword with collar
- Rigid design
- Quick, easy installation
- Suitable for inline interchangeable kits WS ASYS/ATH01...


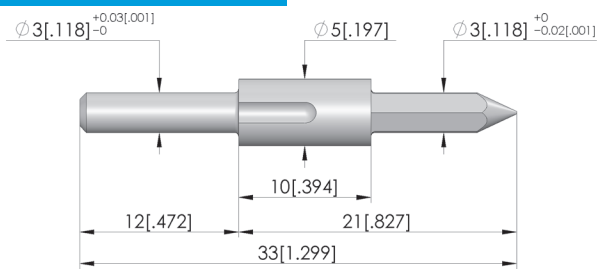
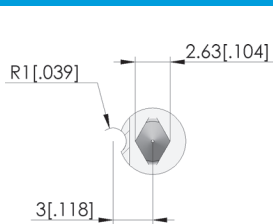
Application

Tooling pins (FS) are used to ensure reliable retention of PCBs via the tooling holes and precise centring in the probe field. Tooling pins are typically installed in the probe plate.



Note:

For precise centring of the circuit board in the probe field, we recommend a combination of triangular and sword-shaped tooling pins, each with a precisely fitting tip diameter. The long side of the sword must always be aligned perpendicular to the distance between the triangular pins.



General data

Product group: Tooling pins
 Series: FS-ST
 Type: Sword with collar (D5.0 x 10)
 Version: Plate (NHP/KTP), 12 mm thick
 Accessory type: Customising accessories
 Material: 1.4305, hardened
 Weight: 0.01 kg [.022 lbs]
 Min. temperature: 10 °C [50 °F]
 Max. temperature: 60 °C [140 °F]
 RoHS-compliant: Yes

Compatible with

Interchangeable kits (WS):

WS ASYS/ATH01/...

Technical data

Tip diameter: 3 mm [.118 in]
 Installation: Bore D = 3.0 mm
 Length: 33 mm [1.29 in]
 Tip height: 11 mm [.433 in]
 Diameter: 5 mm [.196 in]
 Pin diameter: 3 mm [.118 in]

tooling pin FS-3,00-SW-21-03-B

Item 30365



ingun[®]

Partner for Future Technology



Tooling pins

Part no. EN	Designation	Tip version EN
30364	FS-3,00-DK-21-03-B	tooling pin

Inline interchangeable kit

Part no. EN	Designation	Tip version EN
116630	WS ASYS/ATH01/173,5	Interchangeable kit
116641	WS ASYS/ATH01/210,5	Interchangeable kit

INGUN Prüfmittelbau GmbH

Max-Stromeyer-Straße 162
78467, Constance, Germany
Phone +49 7531 8105-0
Customer hotline +49 7531 8105-888
Fax +49 7531 8105-65
info@ingun.com



Prices and delivery times on request.
Technical changes reserved. 06/26_GB