

SleeveProbe™ SET

SET-SLV-030-0002-SPT-FH-KS

Item SET-SLV030-0001




GO TO PRODUCT

ingun®

Partner for Future Technology

- Extremely high contact force of up to 3N, ensuring reliable contacting by penetrating flux - also suitable for OSP contacting
- High degree of versatility in test set-up thanks to flexible positioning, 360° contacting possible
- Low maintenance costs due to long service life, robust actuating side, and durable tip
- Stable signal quality with low contact resistance

NEW



Basic design

The SleeveProbe™ consists of four components that can be easily assembled by customers onsite. The guide sleeve and the receptacle are placed in the respective mounting holes and connected to the tube. The probe is then pushed with the flexible plunger (wire) forward into the receptacle as far as it will go. (Further detailed information on installation can be found in the installation instructions).

The positioning of the actuating side is not dependent on the contacting side.

Function

In the home position, the flexible plunger (wire) the SleeveProbe™ is retracted. If force is applied to the rigid plunger on the actuating side, the spring in the SleeveProbe™ compresses and the flexible part of the plunger (wire) is pushed through the tube and the guide sleeve until the tip of the plunger makes secure contact with the test point. Tight radii (minimum bending radius 50mm) of the tube must be avoided to ensure optimal performance.

The SleeveProbe™ can be actuated using a standard test probe. For example, GKS-112 217 175 N 5002 (part number GKS-112-1574).

Scope of delivery

The set consists of the probe with tungsten wire installed, receptacle, guide sleeve and the tube. All parts are supplied individually packaged.

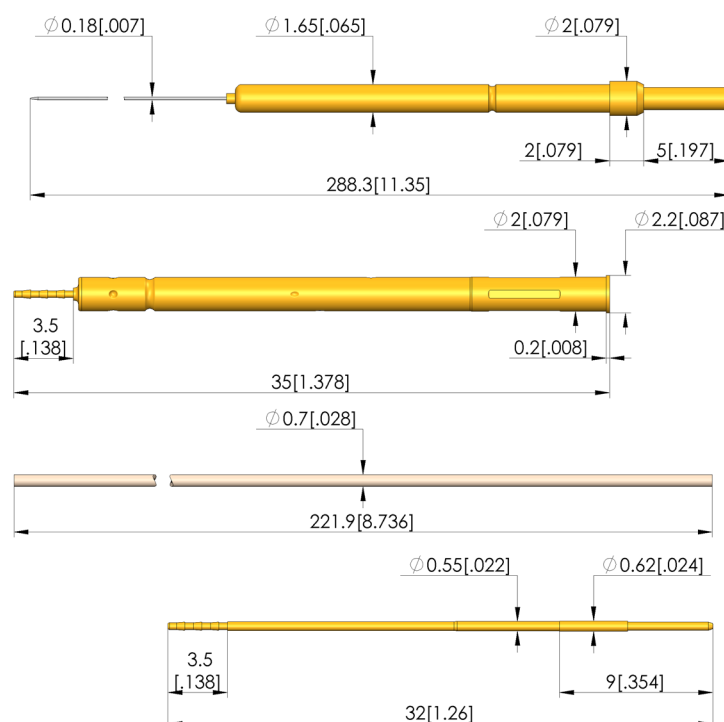
Assembly

Refer the installation instructions when assembling the set and use suitable tools. We recommend the following tools for assembly:

- Probe (SLV) SW-GKS-912B
- SW-KS-112 - to install receptacle (KS)
- Tube (SPT) SW-0014
- SW-0003 - to install guide sleeve (FH)

Calculating the contact force

The spring-loaded test probe has a restoring force of 1.5 N during the working stroke (see force-stroke graph). A friction loss of 0.5 N can be assumed for the contact surface in the tube and the guide sleeve.



SleeveProbe™ SET

SET-SLV-030-0002-SPT-FH-KS

Item SET-SLV030-0001



GO TO PRODUCT

ingun®

Partner for Future Technology

General data

Product group:	ICT / FCT (in-circuit test and function test)
Sub-product group:	Fine-pitch
Series:	SLV-030
Grid:	0.76 mm [29.9 mil]
Contacting from:	Pad
Magnetic:	Yes
Installation type:	Plug-in
Quick-exchange system:	Yes
Adjustable installation height:	No
Non-rotating:	No
Compatible receptacle(s):	KS-030
Min. temperature:	-40 °C [-40 °F]
Max. temperature:	80 °C [176 °F]
RoHS-compliant:	Yes

Tip style data

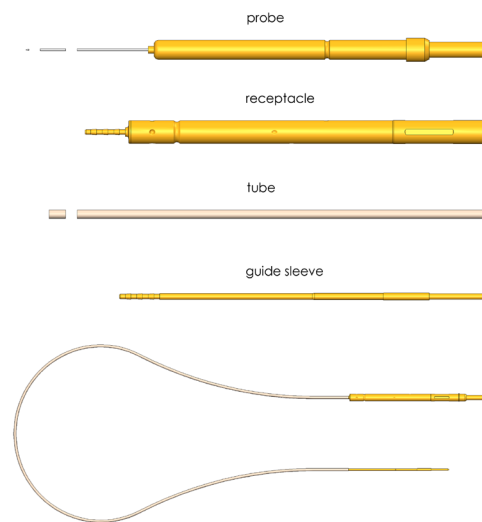
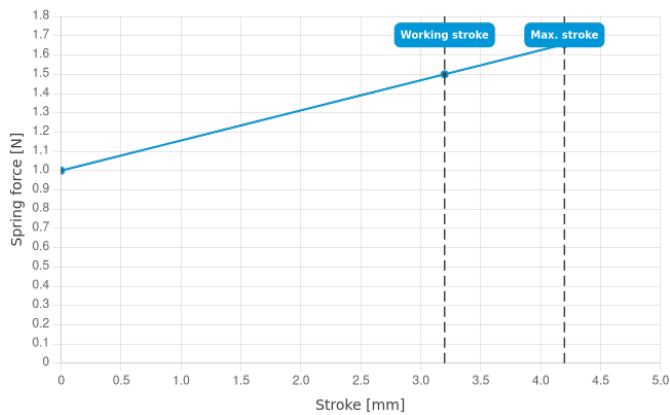
Tip style:	13 30° needle tip, rounded
Tip diameter:	0.18 mm [.007 in]
Tip style surface:	U unplated

Electrical data

Current load capacity / rated current:	1.5 A
Typical resistance (Ri), connection on plunger:	650 mOhm

Mechanical data

Total length:	288.3 mm [11.3 in]
Maximum stroke:	4.2 mm [.165 in]
Spring pre-load:	1 N [3.59 ozf]
Collar height:	09
Spring force at working stroke:	1.5 N [5.39 ozf]
Recommended working stroke:	3.2 mm [.125 in]



INGUN Prüfmittelbau GmbH

Max-Stromeyer-Straße 162
 78467, Constance, Germany
 Phone +49 7531 8105-0
 Customer hotline +49 7531 8105-888
 Fax +49 7531 8105-65
 info@ingun.com



Prices and delivery times on request.
 Technical changes reserved. 05/26_GB

Learn more about
 ICT/FCT Test probes



ingun.com