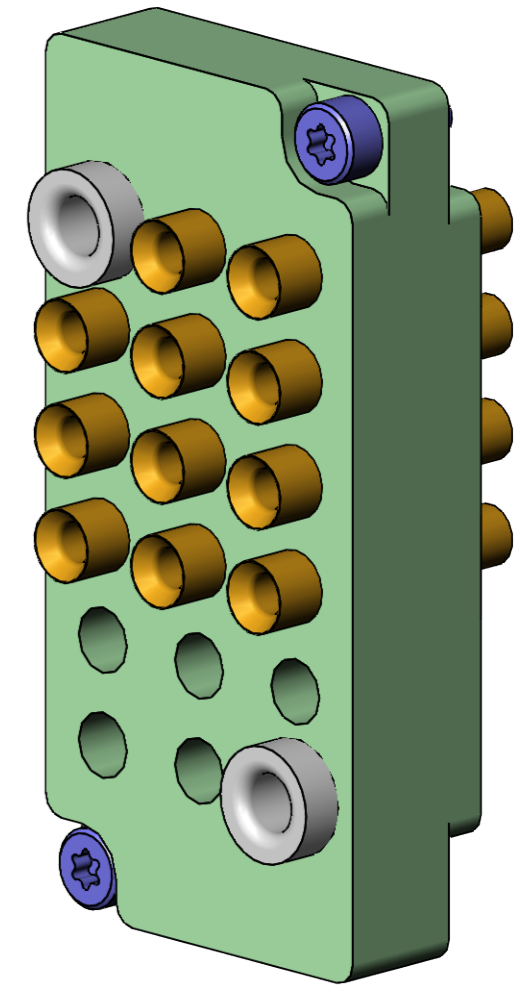
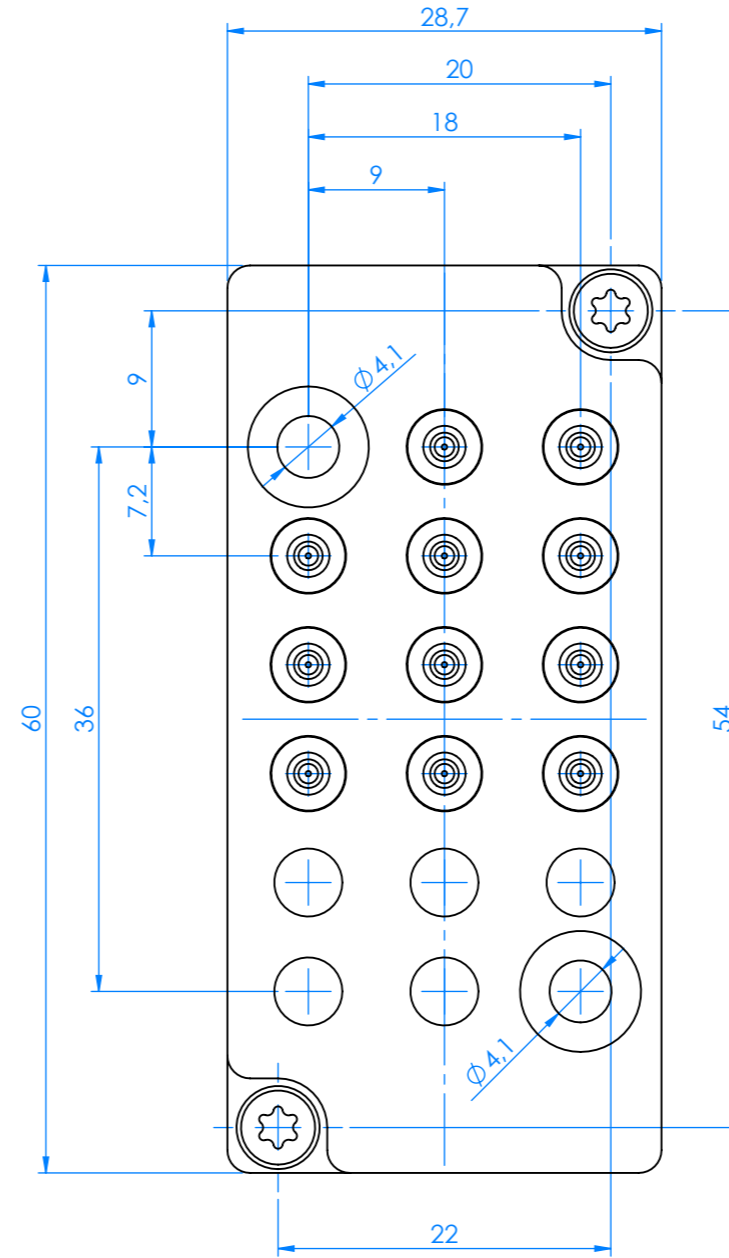
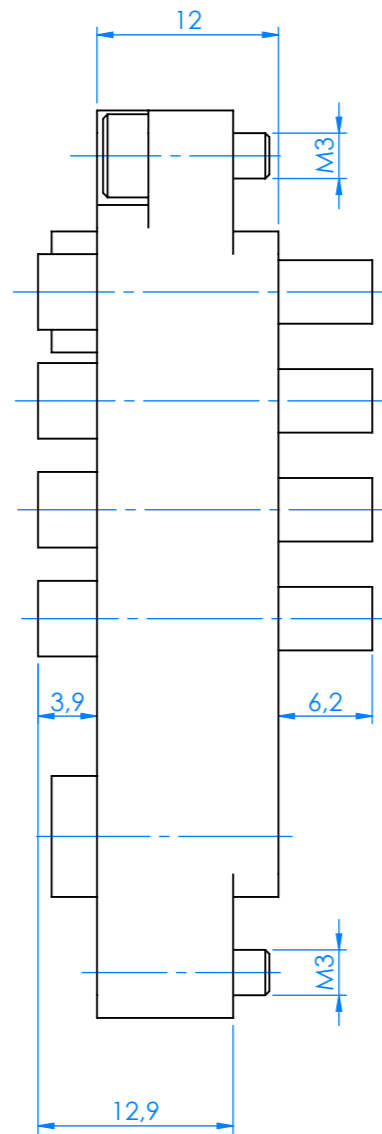
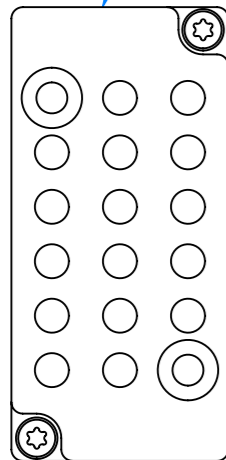


This technical documentation is intellectual property of INGUN Prüfmittelbau GmbH. Unless otherwise contractually agreed in writing, it is not permitted to duplicate or disseminate it, nor may it be made accessible to third parties in any other way, or otherwise be misused without our explicit prior consent.



Bei Bestellung die gewünschten 11 Bestückposition markieren:
 Please mark the requested 11 assembly positions when ordering:

**vom Kunden auszufüllen:
 Filled out by customer:**



Kunden-Nr.: <i>customer's No.:</i>	
Name: <i>name:</i>	
Datum: <i>date:</i>	
Unterschrift: <i>signature:</i>	

Anschlusskabel SE-810... separat bestellen, siehe HF-Katalog Zubehör.
 Connecting cable SE-810... must be ordered separately, see RF-Catalog accessories.

RoHS-3:6c

Maßstab/Scale: 2:1	Benennung/Designation: SB-P-HF-016-4GHz-11-Z Schnittstellenblock	Index: 0	Blatt/Sheet 1 von 1 DIN A3
gespeichert/saved: 08.10.2019 13:40:42	SB-P-HF-016-4GHz-11-Z interface block		
Montageanleitung/instruction sheet	Artikel-Nr./PartNo.: 38175		