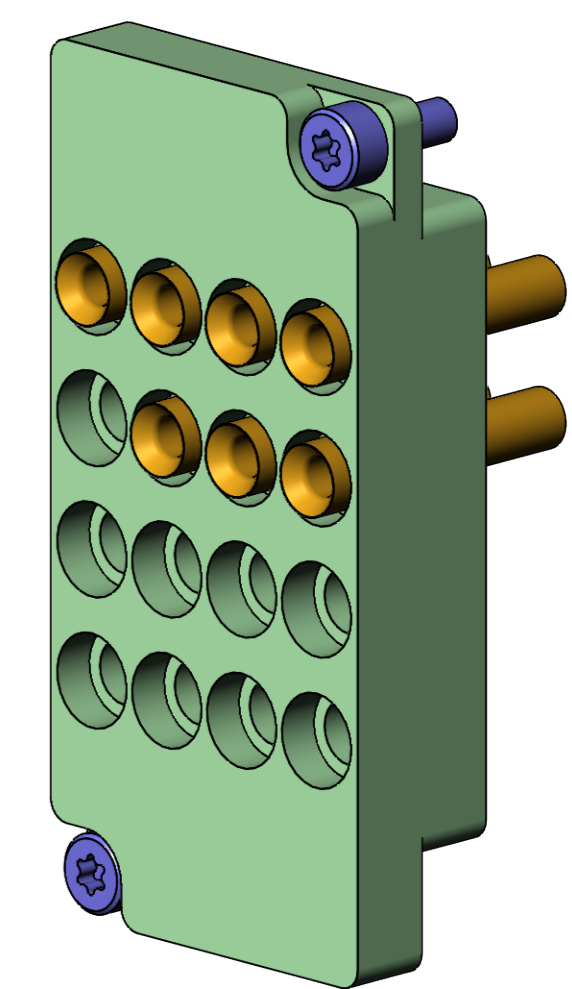
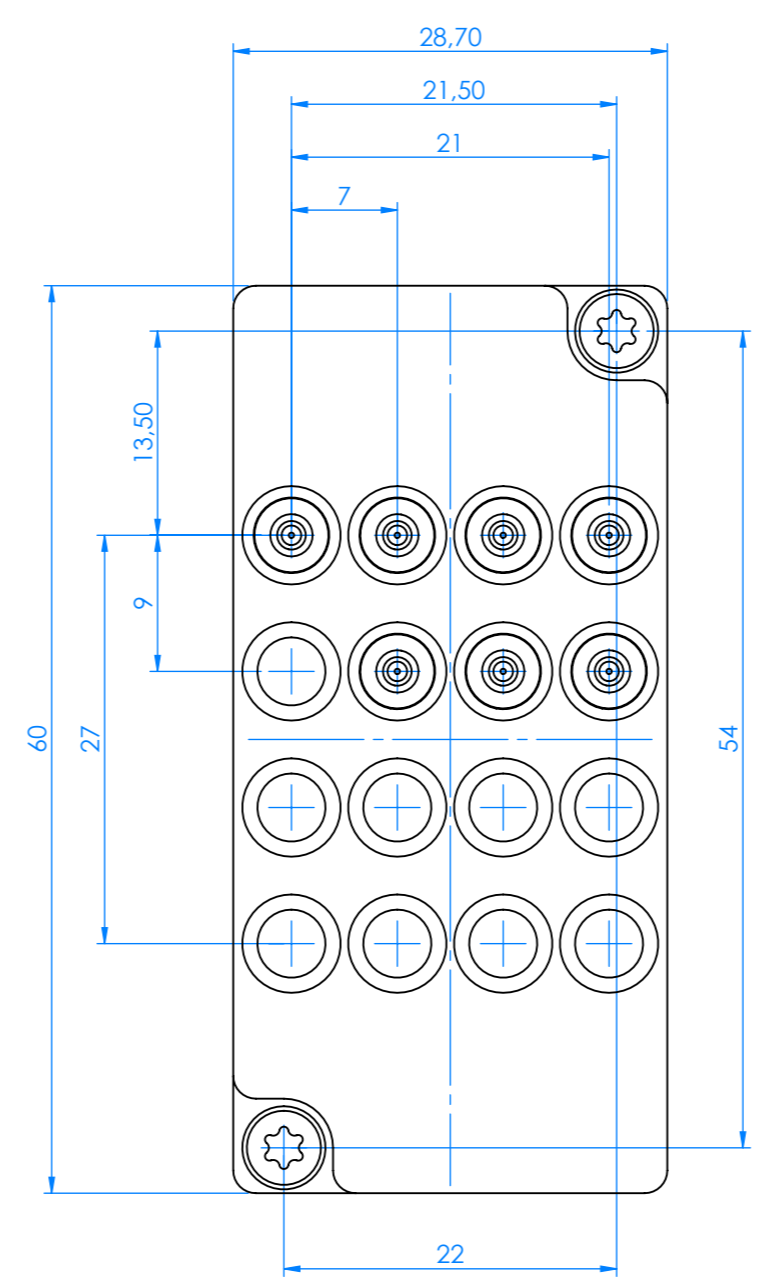
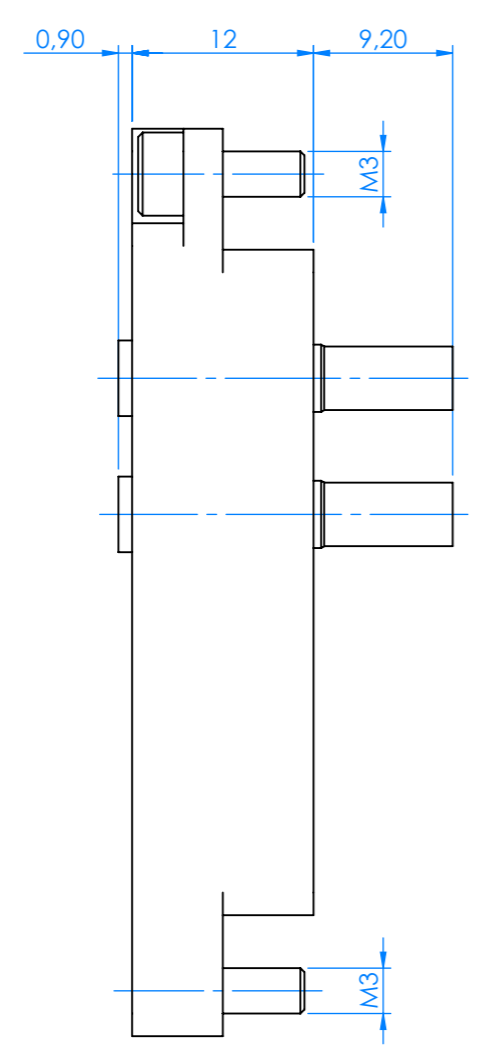



This technical documentation is intellectual property of INGUN Prüfmittelbau GmbH. Unless otherwise contractually agreed in writing, it is not permitted to duplicate or disseminate it, nor may it be made accessible to third parties in any other way, or otherwise be misused without our explicit prior consent.



Bei Bestellung die gewünschten 7 Bestückposition markieren:
 Please mark the requested 7 assembly positions when ordering:

vom Kunden auszufüllen:
 Filled out by customer:



Kunden-Nr.: <i>customer's No.:</i>	
Name: <i>name:</i>	
Datum: <i>date:</i>	
Unterschrift: <i>signature:</i>	

Anschlusskabel SE-810... separat bestellen, siehe HF-Katalog Zubehör.
 Connecting cable SE-810... must be ordered separately, see RF-Catalog accessories.

Maßstab/Scale: 2:1	Benennung/Designation: SB-P-HF-016-0,7GHz-07 Schnittstellenblock	Index: 0	Blatt/Sheet: 1 von 1
gespeichert/saved: 18.11.2019 11:15:35	SB-P-HF-016-0,7GHz-07 interface block		
Montageanleitung/instruction sheet	Artikel-Nr./PartNo.: 38164		
ingun			DIN A3

RoHS-3:6c