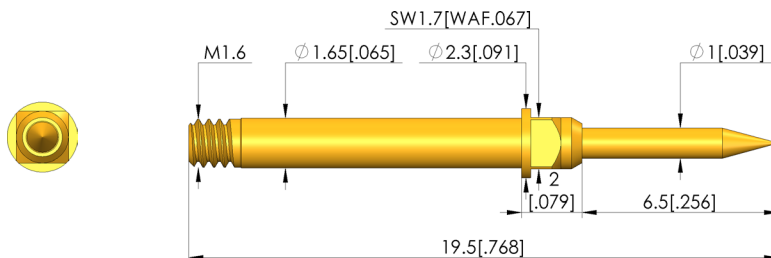





Durchgangsprüfung

Zur Überprüfung von möglichen offenen Verbindungen, Kurzschlüssen und Fehlverdrahtungen

- Short-stroke screw-in test probes for applications with possible vibrations or unwanted lateral and axial forces (migration of the test probes out of the receptacles is safely prevented)
- The screw-in test probe is securely installed in the KS using a torque screwdriver and bit tool. The required screw-in torque is applied via a square post on the receptacle.
- Stainless steel versions for temperatures from -100 °C up to +200 °C available



General data

Screw-in torque max.:	5 cNm [.442 lbf·in]
Product group:	Screw-in test probe
Sub-product group:	Screw-in test probe
Series:	GKS-427
Grid:	2.54 mm [100 mil]
Contacting from:	Pad
Magnetic:	Yes
Installation type:	Screw-in
Quick-exchange system:	Yes
Adjustable installation height:	No
Non-rotating:	No
Screw-in torque:	3 – 5 cNm [.265 – .442 lbf·in]
Compatible receptacle(s):	KS-427 M
Min. temperature:	-40 °C [-40 °F]
Max. temperature:	80 °C [176 °F]
RoHS-compliant:	Yes

Tip style data

Tip style:	01 30° needle tip, self-cleaning
Tip diameter:	1 mm [.039 in]
Tip style surface:	A gold
Tip style material:	2 steel

Electrical data

Current load capacity / rated current:	5 A
Typical resistance (Ri):	20 mOhm

Mechanical data

Total length:	19.5 mm [.767 in]
Barrel diameter:	1.65 mm [.064 in]
Maximum stroke:	4.5 mm [.177 in]
Spring pre-load:	0.25 N [.899 ozf]
Collar height:	02
Spring force at working stroke:	1.5 N [5.39 ozf]
Recommended working stroke:	3.5 mm [.137 in]

Test Probe

GKS-427 201 100 A 1502 M

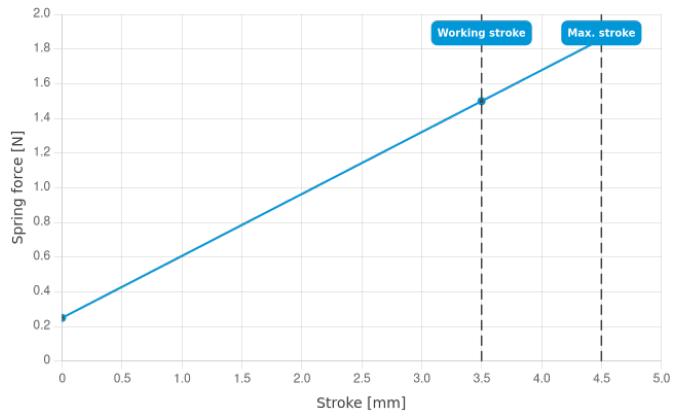
Item GKS-427-0002



GO TO PRODUCT

ingun[®]

Partner for Future Technology



INGUN Prüfmittelbau GmbH

Max-Stromeyer-Straße 162
78467, Constance, Germany
Phone +49 7531 8105-0
Customer hotline +49 7531 8105-888
Fax +49 7531 8105-65
info@ingun.com



Prices and delivery times on request.
Technical changes reserved. 02/26_GB

Learn more about
Screw-in test probe



SCREW-IN TEST PROBE

ingun.com