This technical documentation is intellectual property of INGUN Pruefmittelbau GmbH. Unless otherwise contractually agreed in writing, it is not permitted to duplicate or disseminate it, nor may it be made accessible to third parties in any other way, or otherwise be misused without our explicit prior consent.

Diese technische Unterlage ist geistiges Eigentum der Fa. INGUN Prüfmittelbau GmbH. Sofern keine anderslautende schriftliche vertragliche Regelung besteht, darf sie ohne ausdrueckliche vorherige Einwilligung weder vervielfaeltigt, noch verbreitet, noch dritten Personen in sonstiger Weise zugaenglich gemacht werden, noch anderweitig missbraucht werden.

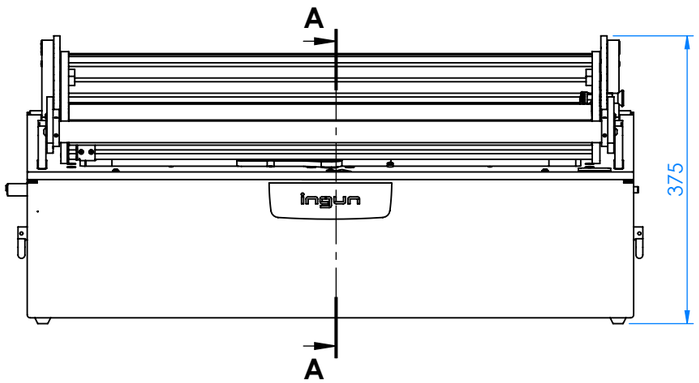

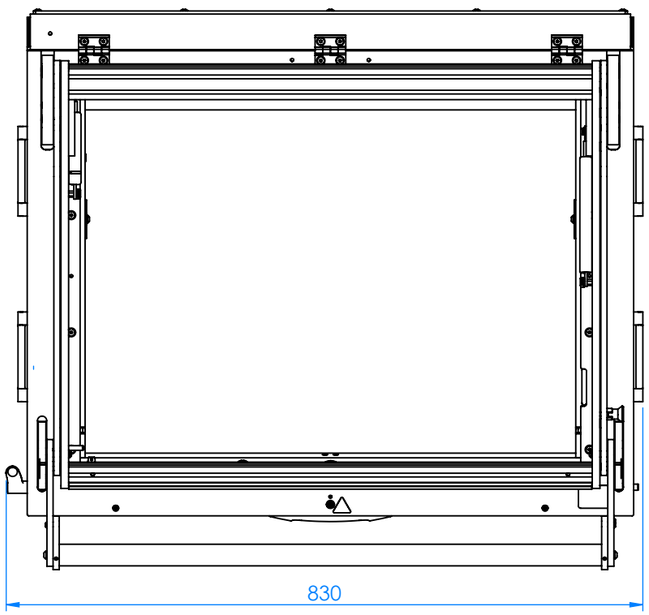



A-A

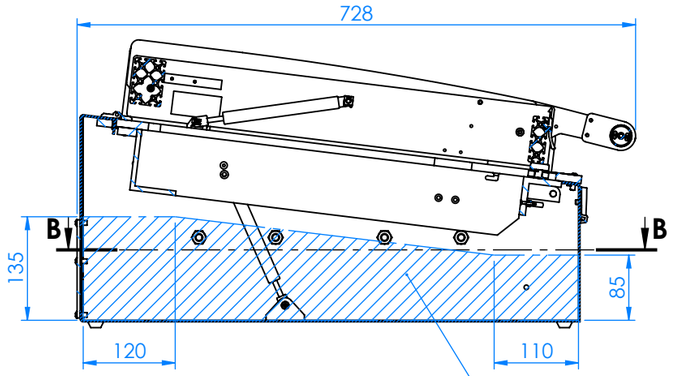

B-B

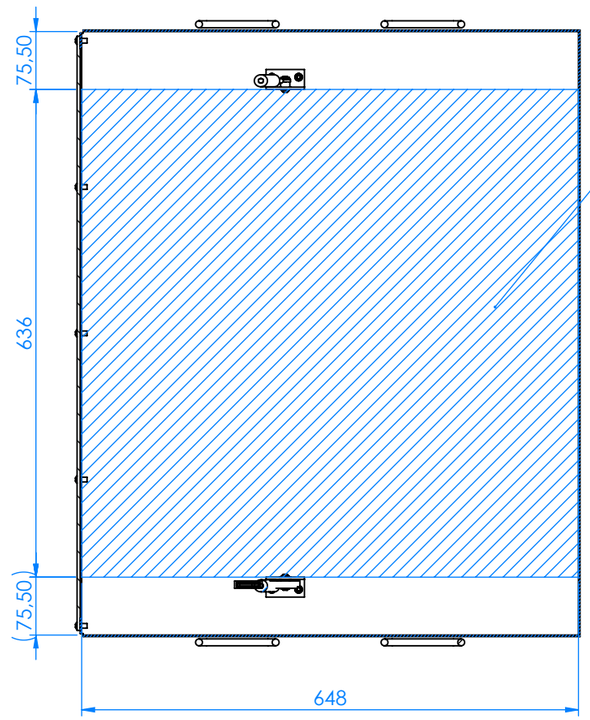

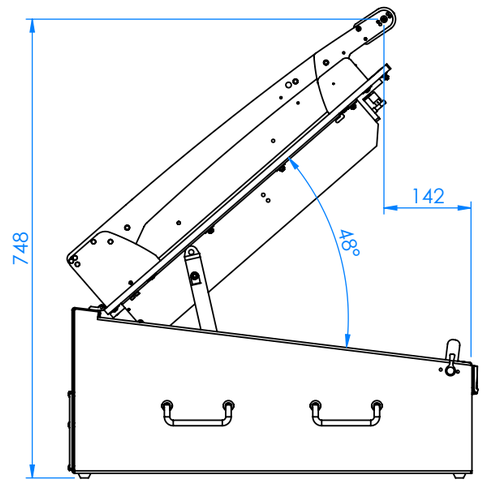

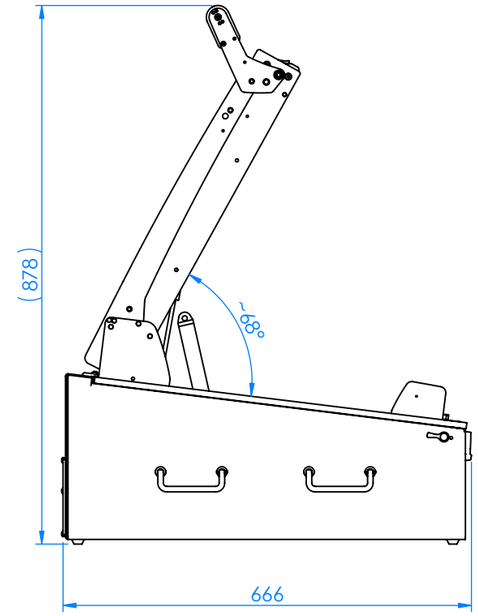

Empfohlener Platz für zusätzliche Ausbauten z.B. Zusatzelektronik / Recommended space for aditional components, e.g., additional electronics

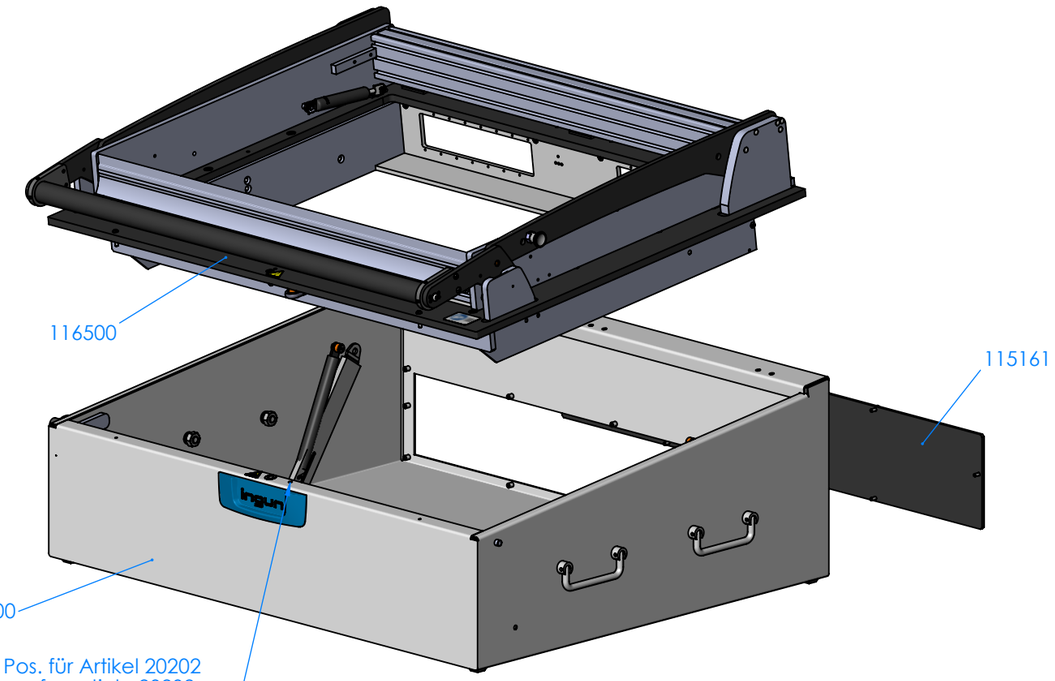

RoHS-3;6c

Art.-Nr.: Part-no.:	Menge: Amount:	Benennung DE: Description DE:	Benennung EN: Description EN:
115500	1	PGH MA15/GDF/HG	PGH MA15/GDF/HG | Desk housing
116500	1	ATE MA2115	ATE MA2115 | Drive unit / overclamp
115161	1	RWE MAxx15	RWE MAxx15 | Rear panel unit
20901	1	Teleskop-Deckelstütze	Telescopic cover strut

Maßstab/*Scale*: 1:8	Benennung/*Designation*: MA 2115/D/H/S-14/HG | Manueller Prüfadapter / *MA 2115/D/H/S-14/HG | Manual test fixture*
gespeichert/*saved*: 12.12.2025 15:41:28	
Montageanleitung/*instruction sheet*	
ingun	Artikel-Nr./*PartNo.*: **116000** — Index: **4** — Blatt/*Sheet* 1 von 1 — DIN A3